

TM 1424 – CRAMP AGAR BASE (CONGO RED-ACID MORPHOLINE PROPANE SULPHONIC ACID PIGMENTATION AGAR)

INTENDED USE

For cultivation of *Yersinia* species with plasmids.

PRODUCT SUMMARY AND EXPLANATION

Yersinia is a gram-negative bacillus belonging to the family Enterobacteriaceae. *Yersinia* is usually nitrate reductase positive, oxidase negative, urease positive and generally has both respiratory and fermentative type of metabolism. CRAMP (Congo Red Acid Morpholine propane sulfonic acid Pigmentation) Agar Base is used for the cultivation of *Yersinia* species with plasmids. The congo red reaction is used for virulence test of *Yersinia* and to identify Plasmid bearing colonies, since pathogenicity is associated with the presence of plasmids.

COMPOSITION

Ingredients	Gms / Ltr
Galactose	2.000
Casein acid hydrolysate	2.000
Congo red	0.005
Sodium chloride	2.900
Morpholine propane sulfonic acid (MOPS)	8.400
Ammonium chloride	0.500
Sodium thiosulphate	0.600
Dipotassium hydrogen phosphate	0.240
Magnesium sulphate	0.0986
Tricine	1.800
Agarose	14.000

PRINCIPLE

Acicase serves as nitrogen source. Morpholine propane sulfonic acid and tricine are the buffers in the medium. Galactose serves as carbon source. Congo red is the indicator dye in the medium. The salts provide essential ions required by the organism.

INSTRUCTION FOR USE

- Dissolve 32.54 grams in 1000 ml purified / distilled water.
- Heat if necessary to dissolve the medium completely.
- Distribute into tubes or flasks or as desired.
- Sterilize by autoclaving at 15 psi pressure (121°C) for 15 minutes.

QUALITY CONTROL SPECIFICATIONS

Appearance of Powder	: Light yellow to pink homogeneous free flowing powder.
Appearance of prepared medium	: Red coloured, clear to slightly opalescent gel forms in Petri plates/tubes.
pH (at 25°C)	: 5.3±0.2



INTERPRETATION

Cultural characteristics observed after incubation.

Microorganism	ATCC	Inoculum (CFU/ml)	Growth	Recovery	Incubation Temperature	Incubation Period
<i>Yersinia enterocolitica</i>	27729	50-100	Good-luxuriant	>=50%	32°C	24-48 Hours

PACKAGING:

In pack size of 100 gm bottles.

STORAGE

Dehydrated powder, hygroscopic in nature, store in a dry place, in tightly-sealed containers between 25-30°C and protect from direct sunlight. Under optimal conditions, the medium has a shelf life of 4 years. When the container is opened for the first time, note the time and date on the label space provided on the container. After the desired amount of medium has been taken out replace the cap tightly to protect from hydration.













Product Deterioration: Do not use if they show evidence of microbial contamination, discoloration, drying or any other signs of deterioration.

DISPOSAL

After use, prepared plates, specimen/sample containers and other contaminated materials must be sterilized before discarding.

REFERENCES

- Prpic J. K., Robins- Browne R. M. and Davey B., 1983, J. Clinic. Microbiol., 18: 486.
- Vanderzant C. and Splittstoesser D. F., (Eds.), 1992, Compendium of Methods for the Microbiological Examination of Foods, 3rd Ed., APHA, Washington, D.C.

 GMP Good Manufacturing Practices Certified	 IVD For In Vitro Diagnostic Use	 QTY. Quantity	 LOT/ B. NO. Lot / Batch Number	 REF Catalogue Number	 Manufacturer
 Temperature Unit	 EC REP Authorized Representative <small>MedNet GmbH Borkstrasse 10, 48163 Moenster, Germany</small>	 CE European Conformity	 QR Code	 Consults Instructions for Use	 Best Before

NOTE: Please consult the Material Safety Data Sheet for information regarding hazards and safe handling Practices.

***For Lab Use Only**
Revision: 08 Nov., 2019