

TM 1649 - AZOBACTER MEDIUM (MANNITOL)

INTENDED USE

For isolation, cultivation and enrichment of *Azotobacter* species.

PRODUCT SUMMARY AND EXPLANATION

Bacteria of the family Azotobacteraceae constitute the majority of heterotrophic free-living nitrogen fixing bacteria. *Azotobacter* is a genus of free-living diazotrophic bacteria which have the highest metabolic rate compared to any other microorganisms. *Azotobacter* have generated a good deal of interest in the scientific community because of their unique mode of metabolism, by which they can fix nitrogen aerobically.

Azotobacter Medium (Mannitol) is used for isolation and cultivation of mannitol positive *Azotobacter* species from soil. It is also useful for maintenance of *Azotobacter* species by adding extra 1% Mannitol to the medium as specified by the American Type Culture Collection.

COMPOSITION

Ingredients	Gms / Ltr
Mono Potassium phosphate	0.1
Calcium chloride.2H ₂ O	0.1
Magnesium sulphate.7H ₂ O	0.1
Calcium Carbonate	5.000
Mannitol	5.000
Agar	15.000
Sodium Molybdate .2H ₂ O	0.005
Di Potassium Phosphate	0.9
Ferrous sulphate.7H ₂ O	0.01
Glucose	5.000

PRINCIPLE

Azotobacter medium (mannitol) is composed of mannitol and glucose, a carbon source for *Azotobacter*. Dipotassium phosphate, Magnesium sulphate and ferrous sulphate provide essential ions for bacterial growth while sodium chloride maintains osmotic equilibrium of media. Calcium carbonate acts as buffer to neutralize the acid produced by the strain. Sodium Molybdate .2H₂O role is to fix nitrogen which is important for microorganisms. The actual physiological function of calcium is unknown Nitrogen as the sole nitrogen source in the air. Phosphates are used as buffering agents. Magnesium presumably functions as an activator of phosphorylation, and may therefore be active at several different stages in the respiration. Equal concentrations of calcium are necessary for growth with free nitrogen, nitrate, ammonia, and asparagine.

INSTRUCTION FOR USE

- Dissolve 26.4 grams in 1000 ml distilled water.
- Heat to boiling to dissolve the medium completely.
- Sterilize by autoclaving at 15 psi pressure (121°C) for 15 minutes.
- Cool to 45-50°C



- If slight precipitate occurs after autoclaving, distribute it evenly before pouring into sterile Petri plates.

QUALITY CONTROL SPECIFICATIONS

Appearance of Powder : Off white to beige color, homogenous free flowing powder
Appearance of prepared medium : Yellow coloured, clearly to slightly opalescent gel with precipitate forms in Petri-dishes
pH (at 25°C) : 7.3

INTERPRETATION

Cultural characteristics observed after incubation.

Microorganism	ATCC	Inoculum (CFU/ml)	Growth	Recovery	Incubation Temperature	Incubation Period
<i>Azotobacter beijerinckii</i>	12981	50-100	Good - luxuriant	>=50 %	25-30°C	24-48 Hours
<i>Azotobacter nigricans</i>	35009	50-100	Good - luxuriant	>=50 %	25-30°C	24-48 Hours

PACKAGING:

In pack size of 500 gm bottles.

STORAGE

Dehydrated powder, hygroscopic in nature, store in a dry place, in tightly-sealed containers below 25°C and protect from direct sunlight. Under optimal conditions, the medium has a shelf life of 4 years. When the container is opened for the first time, note the time and date on the label space provided on the container. After the desired amount of medium has been taken out replace the cap tightly to protect from hydration.










Product Deterioration: Do not use if they show evidence of microbial contamination, discoloration, drying or any other signs of deterioration.

DISPOSAL

After use, prepared plates, specimen/sample containers and other contaminated materials must be sterilized before discarding.

REFERENCES

1. ATCC Catalogue of Bacteria and Bacteriophages, 1992, 18th Ed, American Type Culture Collection, Rockville, MD.
2. Pelczar M. Jr., 1957, Manual of Microbiological Methods.
3. Subba Rao N. S., 1977, Soil Microorganisms and Plant Growth, Oxford and IBH Publishing Co., New Delhi

 GMP Good Manufacturing Practices Certified	 Best Before	 QTY. Quantity	 REF Catalogue Number	 Manufacturer
 Temperature Unit	 LOT/ B. NO. Lot / Batch Number	 Consults Instructions for Use	 QR Code	

NOTE: Please consult the Material Safety Data Sheet for information regarding hazards and safe handling Practices.

***For Lab Use Only**
Revision: 08 Nov., 2019

