

TM 1714 – PSUEDOMONAS BROTH P (FOR PYOCYANIN)

INTENDED USE

For detection of pyocyanin production by *Pseudomonas* species.

PRODUCT SUMMARY AND EXPLANATION

Pseudomonas Broth is based on the formulation described by King et al and as recommended in U.S. Pharmacopoeia for detecting pyocyanin, a water soluble pigment by *Pseudomonas* species. This medium enhances the elaboration of pyocyanin but inhibits the formation of fluorescein pigment. The fluorescein pigment diffuses from the colonies of *Pseudomonas* and shows blue colouration. Some *Pseudomonas* strains produce small amounts of fluorescein resulting in a blue-green colouration.

COMPOSITION

Ingredients	Gms / Ltr
Peptone	20.000
Potassium sulphate	10.000
Magnesium chloride	1.400

PRINCIPLE

The medium consists of Peptone which supply carbon, nitrogen substances, amino acids, other essential growth nutrients. Potassium sulphate and magnesium chloride, which enhances the pyocyanin production and suppresses the fluorescein production. A pyocyanin-producing *Pseudomonas* strain will usually also produce fluorescein. It must, therefore, be differentiated from other simple fluorescent *Pseudomonas* by other means. Temperature can be a determining factor as most other fluorescent strains will not grow at 35°C. Rather, they grow at 25-30°C.

INSTRUCTION FOR USE

- Dissolve 31.40 grams in 1000 ml purified/distilled water containing 10 ml glycerol.
- Heat to boiling to dissolve the medium completely.
- Sterilize by autoclaving at 15 psi pressure (121°C) for 15 minutes. Cool to 45-50°C.
- Mix well and dispense as desired.

QUALITY CONTROL SPECIFICATIONS

Appearance of Powder : Cream to yellow homogeneous free flowing powder

Appearance of prepared medium : Yellow coloured clear solution in tubes.

pH (at 25°C) : 7.0 ± 0.2

INTERPRETATION

Cultural characteristics observed after incubation.

Microorganism	ATCC	Inoculum (CFU/ml)	Growth	Colour of Medium	Incubation Temperature	Incubation Period

<i>Pseudomonas aeruginosa</i>	9027	50 -100	Luxuriant	Blue-green	35-37°C	18-48 Hours
<i>Pseudomonas aeruginosa</i>	27853	50 -100	Luxuriant	Blue-green	35-37°C	18-48 Hours

PACKAGING:

In pack size of 500 gm bottles.

STORAGE

Dehydrated powder, hygroscopic in nature, store in a dry place, in tightly-sealed containers between 25-30°C and protect from direct sunlight. Under optimal conditions, the medium has a shelf life of 4 years. When the container is opened for the first time, note the time and date on the label space provided on the container. After the desired amount of medium has been taken out replace the cap tightly to protect from hydration.










Product Deterioration: Do not use if they show evidence of microbial contamination, discoloration, drying or any other signs of deterioration.

DISPOSAL

After use, prepared plates, specimen/sample containers and other contaminated materials must be sterilized before discarding.

REFERENCES

1. King, Ward and Raney, 1954, J.Lab. and Clin. Med., 44:301
2. MacFaddin J., 1985, Media for Isolation-Cultivation-Identification-Maintenance of Medical Bacteria, Vol. I, Williams and Wilkins, Baltimore.
3. The United States Pharmacopoeia, 2008, The United States Pharmacopoeial Convention, Rockville, MD.

 GMP Good Manufacturing Practices Certified	 Best Before	 QTY. Quantity	 REF Catalogue Number	 Manufacturer
 Temperature Unit	 LOT/ B. NO. Lot / Batch Number	 Consults Instructions for Use	 QR Code	

NOTE: Please consult the Material Safety Data Sheet for information regarding hazards and safe handling Practices.

***For Lab Use Only**
Revision: 08 Nov., 2019