

TM 1959 – AMPICILLIN DEXTRIN BROTH BASE

INTENDED USE

For differential and selective isolation of *Aeromonas* species from water samples.

PRODUCT SUMMARY AND EXPLANATION

Aeromonas is ubiquitous in the environment, present in all times of water worldwide, as well as in food and soil. There are approximately 16 different species in this genus, the best known of which is *Aeromonas hydrophila*. Physiologically, *Aeromonas* are similar to bacteria in the coliform group and can be isolated from similar environments including aquatic environments, including freshwater, estuarine, brackish, and salt waters. Some members of this group of bacteria have been implicated in human disease, although not all strains appear to be pathogenic to human. *Aeromonas* species can cause various enteric symptoms in children and adults. This medium is used for differential and selective isolation of *Aeromonas* species from other gram negative species, from water samples using membrane filter technique.

COMPOSITION

Ingredients	Gms / Ltr
Tryptose	5.000
Dextrin	10.000
Yeast extract	2.000
Sodium chloride	3.000
Potassium chloride	2.000
Magnesium sulphate	0.200
Iron (III) chloride	0.100
Bromothymol blue	0.080

PRINCIPLE

Tryptose is the nitrogenous source and yeast extract is a rich source of vitamin B complex. Sodium chloride maintains the osmotic balance of the medium. *Aeromonas* forms acid from dextrin which is indicated by change in colour from blue to yellow by the pH indicator bromo thymol blue. The effectiveness of ampicillin as selective agent has been reported by several workers. The selectivity of the medium is increased by the addition of ampicillin.

INSTRUCTION FOR USE

- Dissolve 22.38 grams in 1000 ml distilled water.
- Heat if necessary to dissolve the medium completely.
- Sterilize by autoclaving at 15 psi pressure (121°C) for 15 minutes.
- Cool to 55°C and aseptically add reconstituted contents of one vial of Ampicillin Dextrin Selective Supplement.
- Mix well and dispense as desired.

QUALITY CONTROL SPECIFICATIONS

- Appearance of Powder** : Light yellow to greenish yellow homogeneous free flowing powder.
Appearance of prepared medium : Dark green coloured clear solution in tubes
pH (at 25°C) : 8.0±0.1

INTERPRETATION

Cultural characteristics observed after incubation with added ampicillin dextrin selective supplement.



Microorganism	ATCC	Inoculum (CFU/ml)	Growth	Incubation Temperature	Incubation Period
<i>Aeromonas hydrophila</i>	7966	50-100	Luxuriant	35-37°C	18-24 Hours
<i>Escherichia coli</i>	25922	50-100	None-poor	35-37°C	18-24 Hours
<i>Staphylococcus aureus</i>	25923	>=10 ³	Inhibited	35-37°C	18-24 Hours

PACKAGING:

In pack size of 500 gm bottles.

STORAGE

Dehydrated powder, hygroscopic in nature, store in a dry place, in tightly-sealed containers between 25-30°C and protect from direct sunlight. Under optimal conditions, the medium has a shelf life of 4 years. When the container is opened for the first time, note the time and date on the label space provided on the container. After the desired amount of medium has been taken out replace the cap tightly to protect from hydration.










Product Deterioration: Do not use if they show evidence of microbial contamination, discoloration, drying or any other signs of deterioration.

DISPOSAL

After use, prepared plates, specimen/sample containers and other contaminated materials must be sterilized before discarding.

REFERENCES

- Embrey M. A., Parkin R. T., and Balbus J. M., (Ed.), 2002, Handbook of CCL Microbes in Drinking Water, American Water Works Association: Denver, CO.
- Atkinson M., 1986, Culture, Vol. 7, No. 2.
- Moyer N. P., 1987, J. Clin. Microbiol., 25, 2044-2048.
- Havelaar A. H., During M. and Versteigh J. F. M., 1987, J. Appl. Bacteriol., 62 (3):279-87.
- Richardson C. J., Robinson J. O., Wagener L. B., Burke V. J., 1982, Antimicrob., Chemother., 9:267.
- Mouldsdale M. T. 1983, The Lancet, 1:351. 7. Rogol M., Sechlter I., Grenber L., Gerichter Ch. B., 1979, J. Med. Microbiol., 12:229.

 GMP Good Manufacturing Practices Certified	 Best Before	 QTY. Quantity	 REF Catalogue Number	 Manufacturer
 Temperature Unit	 LOT/ B. NO. Lot / Batch Number	 Consults Instructions for Use	 QR Code	

NOTE: Please consult the Material Safety Data Sheet for information regarding hazards and safe handling Practices.

*For Lab Use Only
Revision: 08 Nov., 2019

