

TM 2089 – FOLIC ACID INOCULUM MEDIUM

INTENDED USE

For the preparation of inoculum of *Enterococcus hirae* ATCC 8043.

PRODUCT SUMMARY AND EXPLANATION

An important part of any assay is the maintenance and inoculum preparation of the test organism. Folic Acid Inoculum Medium is used for the preparation of inoculum to be used in the assay of the vitamins. Folic Acid Inoculum Medium is formulated as described by Kavanagh and recommended by AOAC for inoculum preparation of *Enterococcus hirae* ATCC 8043, the test organism for Folic Acid Assay Medium.

COMPOSITION

Ingredients	Gms / Ltr
Peptonized milk	15.000
Yeast extract	5.000
Dextrose (Glucose)	10.000
Potassium dihydrogen phosphate	2.000
Tomato juice (100 ml)	5.000
Polysorbate 80 (Tween 80)	1.000

PRINCIPLE

The medium consists of Yeast extract and Peptonized milk which supply mainly the nitrogenous nutrients, vitamins and minerals essential for the growth of the test organisms. Dextrose is the energy source in the medium while tomato juice provides the growth factors. Polysorbate 80 maintains the surface tension of the medium to the optimal level while phosphate serves as buffering to the medium.

INSTRUCTION FOR USE

- Dissolve 38.0 grams in 1000 ml distilled water.
- Heat if necessary to dissolve the medium completely.
- Distribute in tubes and Sterilize by autoclaving at 15 psi pressure (121°C) for 15 minutes.

QUALITY CONTROL SPECIFICATIONS

Appearance of Powder	: Cream to yellow homogeneous free flowing powder.
Appearance of prepared medium	: Medium amber coloured, clear to slightly opalescent solution in tubes.
pH (at 25°C)	: 6.8 ± 0.2

INTERPRETATION

Cultural characteristics observed after incubation.



Microorganism	ATCC	Inoculum (CFU/ml)	Growth	Incubation Temperature	Incubation Period
<i>Lactobacillus casei</i>	7469	50-100	Luxuriant	35-37°C	18-24 Hours
<i>Lactobacillus leichmannii</i>	7830	10-100	Luxuriant	35-37°C	18-24 Hours
<i>Lactobacillus plantarum</i>	8014	50-100	Luxuriant	35-37°C	18-24 Hours
<i>Enterococcus hirae</i>	8043	50-100	Luxuriant	35-37°C	18-24 Hours

PACKAGING:

In pack size of 100 gm bottles.

STORAGE

Dehydrated powder, hygroscopic in nature, store in a dry place, in tightly-sealed containers between 25-30°C and protect from direct sunlight. Under optimal conditions, the medium has a shelf life of 4 years. When the container is opened for the first time, note the time and date on the label space provided on the container. After the desired amount of medium has been taken out replace the cap tightly to protect from hydration.










Product Deterioration: Do not use if they show evidence of microbial contamination, discoloration, drying or any other signs of deterioration.

DISPOSAL

After use, prepared plates, specimen/sample containers and other contaminated materials must be sterilized before discarding.

REFERENCES

1. Isenberg, H.D. Clinical Microbiology Procedures Handbook 2nd Edition.
2. Jorgensen, J.H., Pfaller, M.A., Carroll, K.C., Funke, G., Landry, M.L., Richter, S.S and Warnock, D.W. (2015) Manual of Clinical Microbiology, 11th Edition. Vol. 1.
3. Kavanagh F., 1963, Analytical Microbiology, Academic Press, New York.
4. Williams. (Ed.), 2005, Official Methods of Analysis of the Association of Official Analytical Chemists, 19th ed., AOAC, Washington, D.C.

 GMP Good Manufacturing Practices Certified	 Best Before	 QTY. Quantity	 REF Catalogue Number	 Manufacturer
 Temperature Unit	 LOT/ B. NO. Lot / Batch Number	 Consults Instructions for Use	 QR Code	

NOTE: Please consult the Material Safety Data Sheet for information regarding hazards and safe handling Practices.

***For Lab Use Only**
Revision: 08 Nov., 2019

