

TM 2386 – TRYPTONE SOYA AGAR W/ADDED NaCl

INTENDED USE

A highly nutritious general purpose medium recommended for use when 1% Sodium Chloride is needed in medium.

PRODUCT SUMMARY AND EXPLANATION

Tryptone Soya Agar with added Sodium chloride is a nutritious general purpose medium recommended for use when 1% Sodium chloride is needed in medium.

COMPOSITION

Ingredients	Gms / Ltr
Tryptone	15.000
Soya peptone	5.000
Sodium chloride	10.000
Agar	15.000

PRINCIPLE

Tryptone and Soya peptone provide nitrogenous compounds and other growth factors. The medium contains slightly high concentration of sodium chloride which provides the ions and also maintains osmotic equilibrium.

INSTRUCTION FOR USE

- Suspend 45.0 grams in 1000 ml purified / distilled water.
- Heat to boiling to dissolve completely.
- Sterilize by autoclaving at 15 psi pressure (121°C) for 15 minutes.

QUALITY CONTROL SPECIFICATIONS

- Appearance of Powder** : Yellow coloured homogeneous free flowing powder.
Appearance of prepared medium : Yellow coloured clear gel forms in Petri plates.
pH (at 25°C) : 7.3±0.2

INTERPRETATION

Cultural characteristics observed after incubation.

Microorganism	ATCC	Inoculum (CFU)	Growth	Recovery	Incubation Temperature	Incubation Period
<i>Staphylococcus aureus subsp. aureus</i>	25923	50-100	Luxuriant	>=70%	35-37°C	18-24 Hours
<i>Staphylococcus epidermidis</i>	12228	50-100	Luxuriant	>=70%	35-37°C	18-24 Hours

<i>Streptococcus pyogenes</i>	19615	50-100	Luxuriant	>=70%	35-37°C	18-24 Hours
-------------------------------	-------	--------	-----------	-------	---------	-------------

PACKAGING:

In pack size of 500 gm bottles.

STORAGE

Dehydrated powder, hygroscopic in nature, store in a dry place, in tightly-sealed containers between 25-30°C and protect from direct sunlight. Under optimal conditions, the medium has a shelf life of 4 years. When the container is opened for the first time, note the time and date on the label space provided on the container. After the desired amount of medium has been taken out replace the cap tightly to protect from hydration.













Product Deterioration: Do not use if they show evidence of microbial contamination, discoloration, drying or any other signs of deterioration.

DISPOSAL

After use, prepared plates, specimen/sample containers and other contaminated materials must be sterilized before discarding.

REFERENCES

1. Salfinger Y., and Tortorello M.L. , 2015, Compendium of Methods for the Microbiological Examination of Foods, 5th Ed., American Public Health Association, Washington, D.C.

 GMP Good Manufacturing Practices Certified	 IVD For In Vitro Diagnostic Use	 QTY. Quantity	 LOT/ B. NO. Lot / Batch Number	 REF Catalogue Number	 Manufacturer
 Temperature Unit	 EC REP Authorized Representative <small>MedNet GmbH Borkstrasse 10, 48163 Moenster, Germany</small>	 European Conformity	 QR Code	 Consults Instructions for Use	 Best Before

NOTE: Please consult the Material Safety Data Sheet for information regarding hazards and safe handling Practices.

***For Lab Use Only**
Revision: 08 Nov., 2019