

TM 516 – RWC MEDIUM (CULTURE MEDIUM FOR RWC)

INTENDED USE

For determination of phenol coefficients of disinfectants using *Salmonella Typhi* as a test organism.

PRODUCT SUMMARY AND EXPLANATION

Rideal and Walker developed phenol coefficient test in 1903 for determining the germicidal efficiency of disinfectants. In addition to being a satisfactory index of the germicidal value of phenol like disinfectants, the phenol coefficient is used as basis for determining the dilutions, which may safely be employed in practice. The phenol coefficient of each disinfectant was first determined by the Food and Drug Administration method, 1931. Since then, there is no standard method for testing disinfectants under practical conditions. Culture Medium for RWC is used for testing disinfectants and especially for determining phenol coefficient of disinfectants using *Salmonella Typhi*.

COMPOSITION

Ingredients	Gms / Ltr
Beef extract	20.000
Peptic digest of animal tissue	20.000
Sodium chloride	10.000

PRINCIPLE

This medium contains ingredients like beef extract and peptic digest of animal tissue, which provide necessary nutrients to the growth of *Salmonella Typhi* when used as test organism. Presence of sodium chloride balances the osmotic equilibrium.

INSTRUCTION FOR USE

- Dissolve 50 grams in 1000 ml purified/distilled water.
- Heat if necessary to dissolve the medium completely.
- Sterilize by autoclaving at 15 psi pressure (121°C) for 15 minutes.
- Dispense into sterile test tubes.

QUALITY CONTROL SPECIFICATIONS

Appearance of Powder	: Cream to yellow homogeneous free flowing powder.
Appearance of prepared medium	: Yellow coloured, clear solution without any precipitate.
pH (at 25°C)	: 7.5 ± 0.2

INTERPRETATION

Cultural characteristics observed after incubation.

Microorganism	ATCC	Inoculum (CFU/ml)	Growth	Incubation Temperature	Incubation Period



Salmonella Typhi	6539	50-100	Luxuriant	35-37°C	18-24 Hours
------------------	------	--------	-----------	---------	-------------

PACKAGING:

In pack size of 100 gm and 500 gm bottles.

STORAGE

Dehydrated powder, hygroscopic in nature, store in a dry place, in tightly-sealed containers between 25-30°C and protect from direct sunlight. Under optimal conditions, the medium has a shelf life of 4 years. When the container is opened for the first time, note the time and date on the label space provided on the container. After the desired amount of medium has been taken out replace the cap tightly to protect from hydration.













Product Deterioration: Do not use if they show evidence of microbial contamination, discoloration, drying or any other signs of deterioration.

DISPOSAL

After use, prepared plates, specimen/sample containers and other contaminated materials must be sterilized before discarding.

REFERENCES

1. Rideal S. and Walker J. T. A., 1903, Examination of disinfectants, J. San. Inst., 24, 424-441.
2. United States of Food and Drug Administration Methods for Testing Antiseptics and Disinfectants, Circular No.198, December, 1931.

 GMP Good Manufacturing Practices Certified	 IVD For In Vitro Diagnostic Use	 QTY. Quantity	 LOT/ B. NO. Lot / Batch Number	 REF Catalogue Number	 Manufacturer
 Temperature Unit	 EC REP Authorized Representative <small>MedNet GmbH Borkstrasse 10, 48163 Moenster, Germany</small>	 European Conformity	 QR Code	 Consults Instructions for Use	 Best Before

NOTE: Please consult the Material Safety Data Sheet for information regarding hazards and safe handling Practices.

***For Lab Use Only**
Revision: 08 Nov., 2019