

TM 569 – CASEIN HYDROLYSATE AGAR W/ 1.5% AGAR

INTENDED USE

Used as a general purpose culture medium.

PRODUCT SUMMARY AND EXPLANATION

Casitose Agar w/1.5% is the modification of medium recommended by APHA (6) and is used as a general purpose culture medium.

COMPOSITION

Ingredients	Gms / Ltr
Casein Hydrolysate	5.000
Beef Infusion from	150.000
Peptone	5.000
Yeast autolysate	1.500
Sodium phosphate	2.500
Sodium chloride	5.000
Agar	15.000

PRINCIPLE

It has casitose, Beef Infusion from, and peptone which serves as a rich source of nitrogen and carbon. Yeast autolysate provides necessary growth factors and vitamin supplement required for metabolism of wide number of bacteria. Sodium phosphate helps buffering of media whereas sodium chloride balances the osmotic equilibrium.

INSTRUCTION FOR USE

- Dissolve 35.5 grams in 1000 ml purified / distilled water containing 22 ml glycerol.
- Heat to boiling to dissolve the medium completely.
- Sterilize by autoclaving at 15 psi pressure (121°C) for 15 minutes. Cool to 45-50°C.
- Mix well and pour in sterile Petri plates.

QUALITY CONTROL SPECIFICATIONS

Appearance of Powder	: Yellow coloured homogeneous free flowing powder.
Appearance of prepared medium	: Light to medium amber coloured, clear to slightly opalescent gel forms in Petri plates.
pH (at 25°C)	: 7.8 ± 0.2

INTERPRETATION

Cultural characteristics observed after incubation.

Microorganism	ATCC	Inoculum (CFU/ml)	Growth	Recovery	Incubation Temperature	Incubation Period



<i>Enterococcus faecalis</i>	29212	50-100	Luxuriant	>=70%	35-37°C	18-24 Hours
<i>Staphylococcus aureus subsp. aureus</i>	25923	50-100	Luxuriant	>=70%	35-37°C	18-24 Hours

PACKAGING:

In pack size of 500 gm bottles.

STORAGE

Dehydrated powder, hygroscopic in nature, store in a dry place, in tightly-sealed containers between 25-30°C and protect from direct sunlight. Under optimal conditions, the medium has a shelf life of 4 years. When the container is opened for the first time, note the time and date on the label space provided on the container. After the desired amount of medium has been taken out replace the cap tightly to protect from hydration.













Product Deterioration: Do not use if they show evidence of microbial contamination, discoloration, drying or any other signs of deterioration.

DISPOSAL

After use, prepared plates, specimen/sample containers and other contaminated materials must be sterilized before discarding.

REFERENCES

1. American Public Health Association, Standard Methods for the Examination of Dairy Products, 1978, 14th Ed., Washington D.C.

 GMP Good Manufacturing Practices Certified	 IVD For In Vitro Diagnostic Use	 QTY. Quantity	 LOT/ B. NO. Lot / Batch Number	 REF Catalogue Number	 Manufacturer
 Temperature Unit	 EC REP Authorized Representative <small>MedNet GmbH Borkstrasse 10, 48163 Moenster, Germany</small>	 European Conformity	 QR Code	 Consults Instructions for Use	 Best Before

NOTE: Please consult the Material Safety Data Sheet for information regarding hazards and safe handling Practices.

***For Lab Use Only**
Revision: 08 Nov., 2019