

TM 570 – CASEIN HYDROLYSATE BROTH

INTENDED USE

For production of *Staphylococcus* enterotoxin for use in Cat test and in serological studies.

PRODUCT SUMMARY AND EXPLANATION

Casein Hydrolysate Broth was developed by Casman and is used for production of Staphylococcal enterotoxin for use in the cat test and in serological studies. As described in APHA, Staphylococci to be tested for enterotoxigenicity should be subcultured into the tubes of Casitose Broth (Casein Hydrolysate Broth) and incubated in an atmosphere containing 30% Carbon - dioxide for 18 - 24 hours at 35°C. Growth obtained by this method is then transferred from each tube in three ml amounts to duplicate flasks containing 100 ml Casitose Broth and the flasks should be incubated as mentioned above for three days. The broth cultures are then centrifuged and supernatant fluid is sterilized by Seitz filtration. The filtrates are then tested for alpha and beta haemolysins and if present then the toxins are denatured by heat or by neutralization with antiserum. After denaturation, filtrates can be injected in the cats to observe if vomiting is induced. Casitose Broth can be solidified with the addition of agar and the cultures grown are used for tests on other animals and in analysis of antigen-antibody systems by agar diffusion technique.

COMPOSITION

Ingredients	Gms / Ltr
Casein Acid Hydrolysate	20.000
Ferric citrate	0.025
Potassium phosphate	2.000
Magnesium sulphate	0.200
L-Cystine	0.025
Sodium acetate	7.000
L-Tryptophan	0.075
Calcium pantothenate	0.0005
Thiamine	0.00004
Nicotinic acid (Niacin)	0.0012

PRINCIPLE

Casein Hydrolysate Medium consist of casein hydrolysate which serves as a rich source of nitrogen and carbon. Sulphates present acts as a buffering agent and provide ions to the media.

INSTRUCTION FOR USE

- Dissolve 29.33 grams in 1000 ml purified / distilled water.
- Mix thoroughly. Heat with frequent agitation and boil for one minute.
- Dispense as desired. Sterilize by autoclaving at 15 psi pressure (121°C) for 15 minutes.

QUALITY CONTROL SPECIFICATIONS



Appearance of Powder : Yellow colored, homogeneous, free flowing powder.
Appearance of prepared medium : Light to medium amber colored, clear to slightly opalescent solution with a slight precipitate.
pH (at 25°C) : 7.3±0.2

INTERPRETATION

Cultural characteristics observed after incubation.

Microorganism	ATCC	Inoculum (CFU/ml)	Growth	Incubation Temperature	Incubation Period
<i>Staphylococcus aureus</i>	25923	50-100	Luxuriant	35-37°C	18-24 Hours
<i>Enterococcus faecalis</i>	29212	50-100	Luxuriant	35-37°C	18-24 Hours

PACKAGING:

In pack size of 500 gm bottles.

STORAGE

Dehydrated powder, hygroscopic in nature, store in a dry place, in tightly-sealed containers between 25-30°C and protect from direct sunlight. Under optimal conditions, the medium has a shelf life of 4 years. When the container is opened for the first time, note the time and date on the label space provided on the container. After the desired amount of medium has been taken out replace the cap tightly to protect from hydration.













Product Deterioration: Do not use if they show evidence of microbial contamination, discoloration, drying or any other signs of deterioration.

DISPOSAL

After use, prepared plates, specimen/sample containers and other contaminated materials must be sterilized before discarding.

REFERENCES

1. Casman, 1958, Public Health Reports, 73:599.
2. Standard Methods for the Examination of Dairy Products, (1960). 11th Edition. APHA, New York.
3. American Type Culture Collection, Manassas, Va., USA.

 Good Manufacturing Practices Certified	 For In Vitro Diagnostic Use	 Quantity	 Lot / Batch Number	 Catalogue Number	 Manufacturer
 Temperature Unit	 Authorized Representative <small>MedNet GmbH Barkstrasse 10, 48163 Münster, Germany</small>	 European Conformity	 QR Code	 Consults Instructions for Use	 Best Before

NOTE: Please consult the Material Safety Data Sheet for information regarding hazards and safe handling Practices.
***For Lab Use Only**



Revision: 08 Nov., 2019

